

Canada's Intelligent Communities

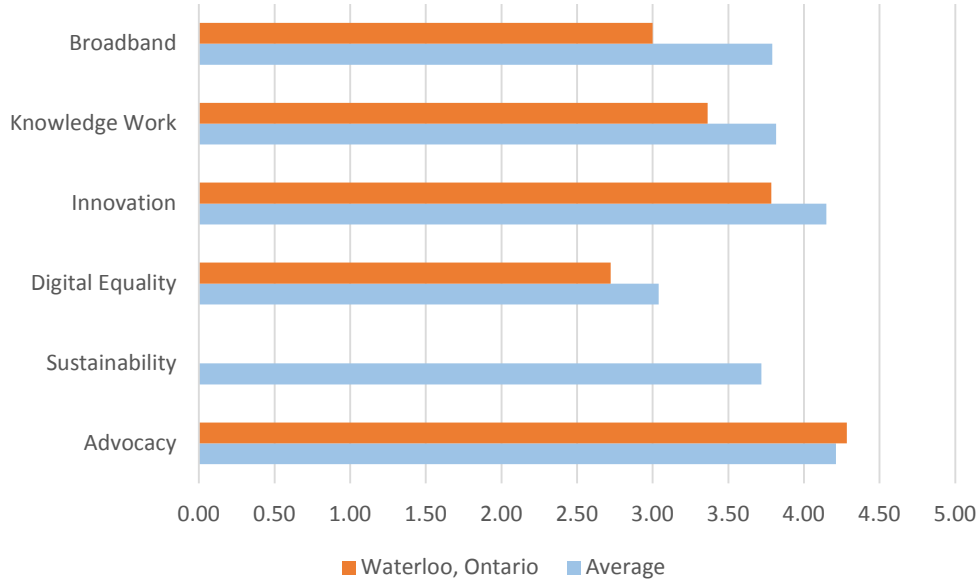
Waterloo



Labour Statistics	Current Level and Change from Last Period
Labour Force	302,600, increased 1.0% from 2013
Employment	283,100, increased 1.5% from 2013
Unemployment Rate	6.4%, down -0.5 percentage points from 2013

Source: Labour Force Survey, Statistics Canada.

Intelligent Community Index International Comparison



The graph above compares the community's reported performance in each of the Intelligent Community Indicators with ICF's global data set. Waterloo did not report on sustainability measures.

Top Employers (Public & Private)

- Toyota Motor Manufacturing Canada
- Blackberry
- Sun Life Financial
- Challenger Motor Freight Inc
- Waterloo Region District School Board
- University of Waterloo
- Region of Waterloo
- Home Hardware Head Office
- Mutual Life

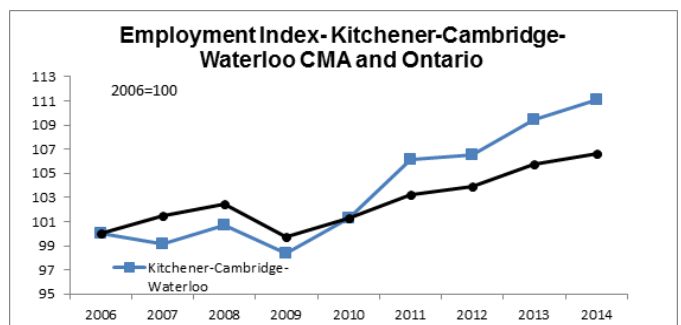
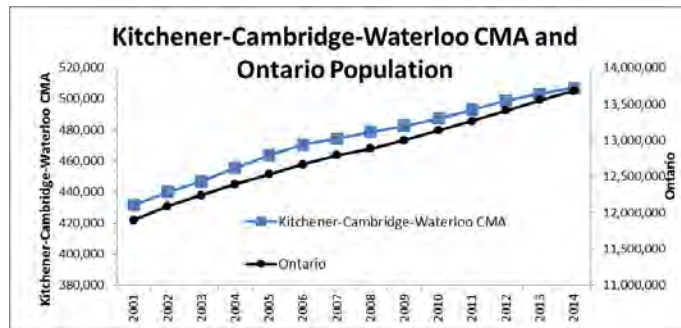
Source: Region of Waterloo

General Demographic Information

Population: 506,858
 Employment: 283,100
 Unemployment Rate: 6.4%

Business Establishments by Size

Total: 14,362
 Small (1 to 49 employees): 94
 Medium (50 to 499 employees): 5.5%
 Large (500+ employees): 0.3%



Economic Indicators	2015	2016	2017	2018	2019
Real GDP at basic Prices (2007 \$ million)	26,353	26,985	27,604	28,237	28,949
Percent change from last period	3.0	2.4	2.3	2.3	2.5
Total employment (000s)	290	295	301	307	312
Percent change from last period	1.7	1.9	1.8	2.1	1.8
Unemployment rate (%)	6.6	6.5	6.4	6.1	5.7

Source: Conference Board of Canada.

Educational Attainment	Kitchener-Cambridge-Waterloo CMA		Ontario	
	% of age 25+	% of 15-24	% of age 25+	% of 15-24
Less than high school completion	8.6%	29.8%	6.7%	23.3%
High school graduate	19.9%	27.1%	19.7%	29.8%
Some Post-Secondary	6.3%	14.3%	4.7%	19.8%
Postsecondary certificate	36.0%	17.6%	35.4%	16.2%
University Degree	29.3%	9.0%	33.5%	10.9%
Bachelor's Degree	19.1%	8.2%	21.5%	9.8%
Above Bachelor's Degree	10.2%	0.0%	12.0%	1.2%

Source: Labour Force Survey 2014, Statistics Canada.

