
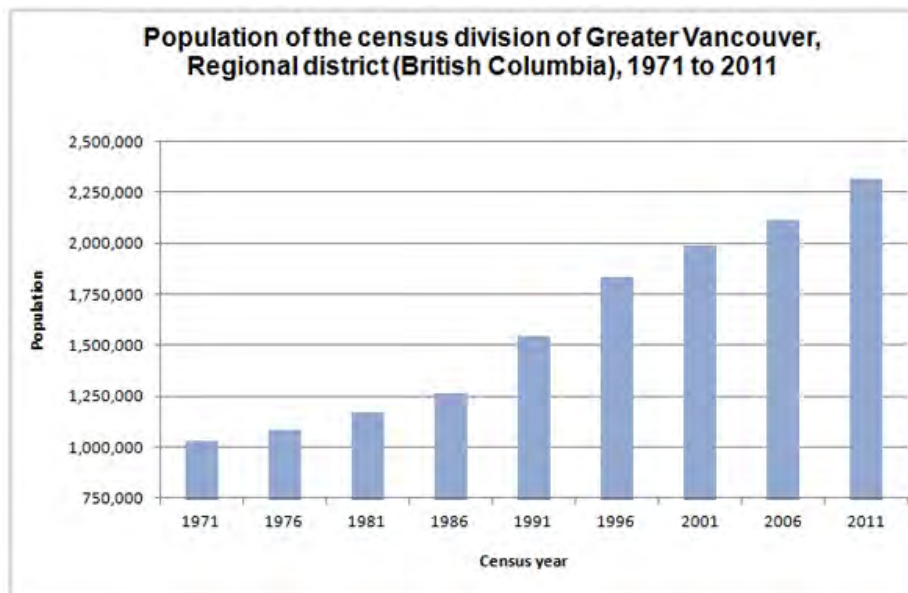
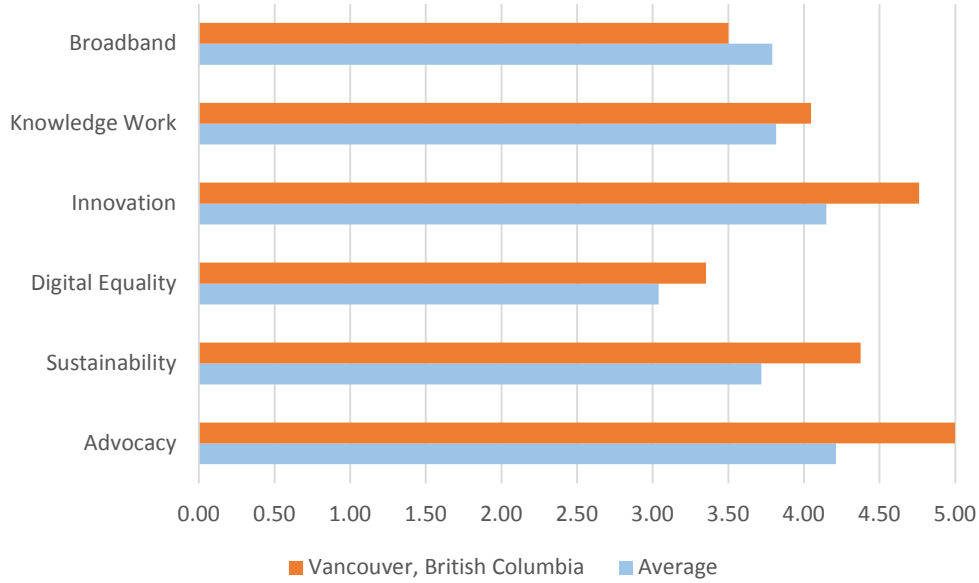


Canada's Intelligent Communities

# Vancouver

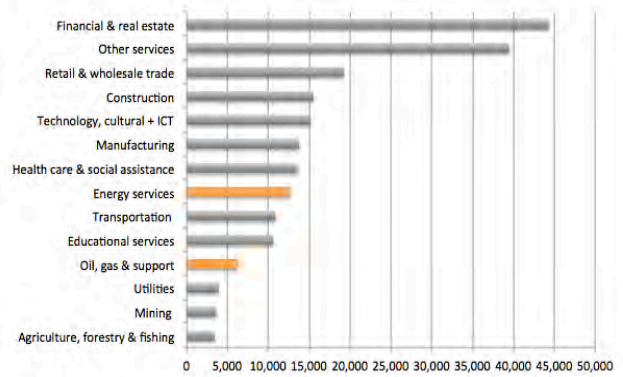
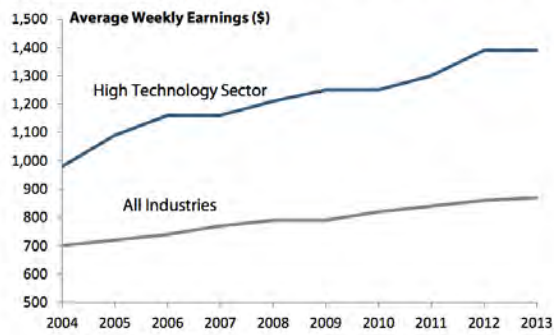


### Intelligent Community Index International Comparison

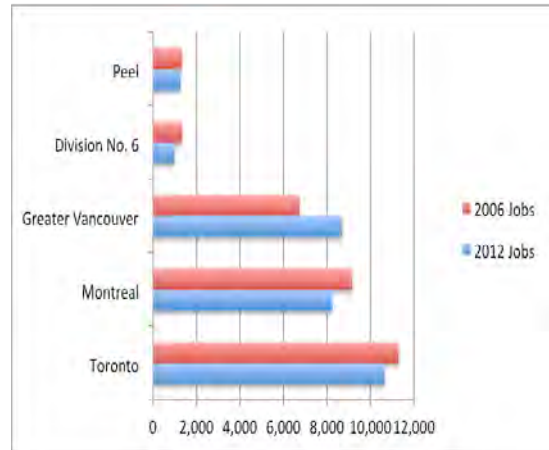
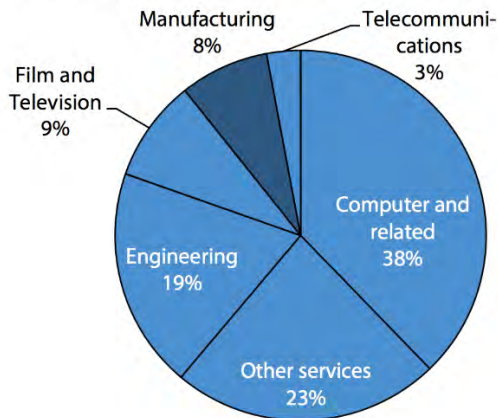


The graph above compares the community's reported performance in each of the Intelligent Community Indicators with ICF's global data set.

**FIGURE 7: AVERAGE EARNINGS IN THE HIGH TECHNOLOGY SECTOR COMPARED WITH ALL INDUSTRIES, BRITISH COLUMBIA**



**FIGURE 9: DISTRIBUTION OF B.C.'S HIGH TECH BUSINESSES, 2013**



**In Vancouver we don't just talk about a green economy. We make it happen.**

- Green Jobs have increased 19% since 2010
- Local Food Jobs have increased 21% since 2010
- The Economist ranks Vancouver 3<sup>rd</sup> greenest city in the world (our goal is to be #1 by 2020)
- 25% of Canada's clean tech companies are in Vancouver
- There are nearly 300 LEED certified projects + 100 public EV charging stations
- Our GDP is the fastest growing of any city in Canada

**BE PART OF IT!**  
vancouvereconomic.com

**VANCOUVER ECONOMIC COMMISSION**



\*Estimate \*\*Forecast - Source: Historical values are sourced from CREA or Local Board statistics. Estimates and forecasts are based on the opinion of independent RE/MAX broker/owners and affiliates.

**RE/MAX** 2015 Housing Market Outlook Report

