

Canada's Intelligent Communities

Kingston



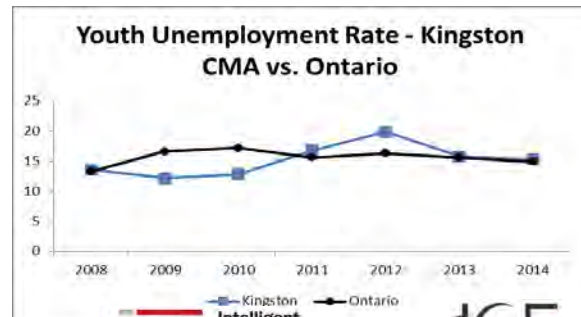
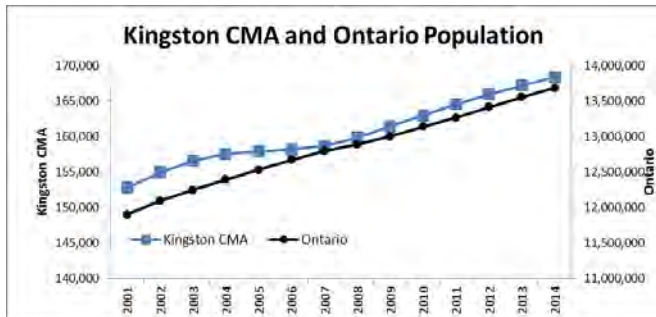
Top Employers (Private & Public)

- Canadian Forces Base Kingston
- Queen's University
- Kingston General Hospital
- Limestone District School Board
- Correctional Services of Ontario
- City Of Kingston

Source: Kingston Economic Development

Top 10 Industries by Employment Share

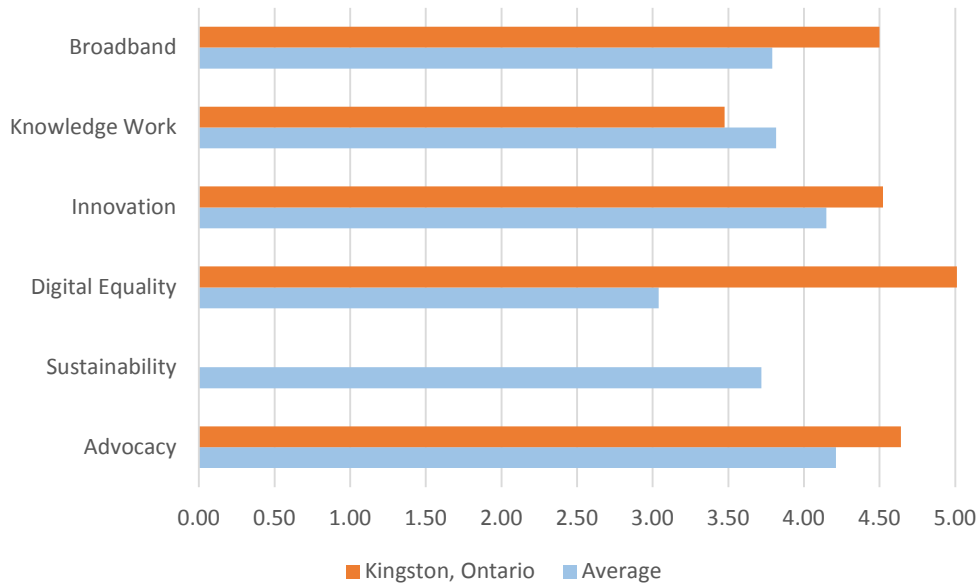
- Health care and social assistance 16.7%
 - Retail and Wholesale Trade 14.1%
 - Educational services 13.0%
 - Public administration 9.3%
 - Accommodation and food services 8.1%
- Source: Labour Force Survey 2014, Statistics Canada.



Educational Attainment (2014)	Kingston CMA		Ontario	
	% of age 25+	% of 15-24	% of age 25+	% of 15-24
Less than high school completion	4.85%	22.90%	6.73%	23.25%
High school graduate	16.44%	26.72%	19.72%	29.75%
Some Post-Secondary	7.01%	23.66%	4.71%	19.83%
Postsecondary certificate	42.86%	16.03%	35.39%	16.23%
University Degree	28.57%	--*	33.45%	10.93%
Bachelor's Degree	17.39%	--*	21.50%	9.76%
Above Bachelor's Degree	11.19%	--*	11.95%	1.17%

Source: Labour Force Survey, Statistics Canada. Note: * - Data is not available due to suppression

Intelligent Community Index International Comparison

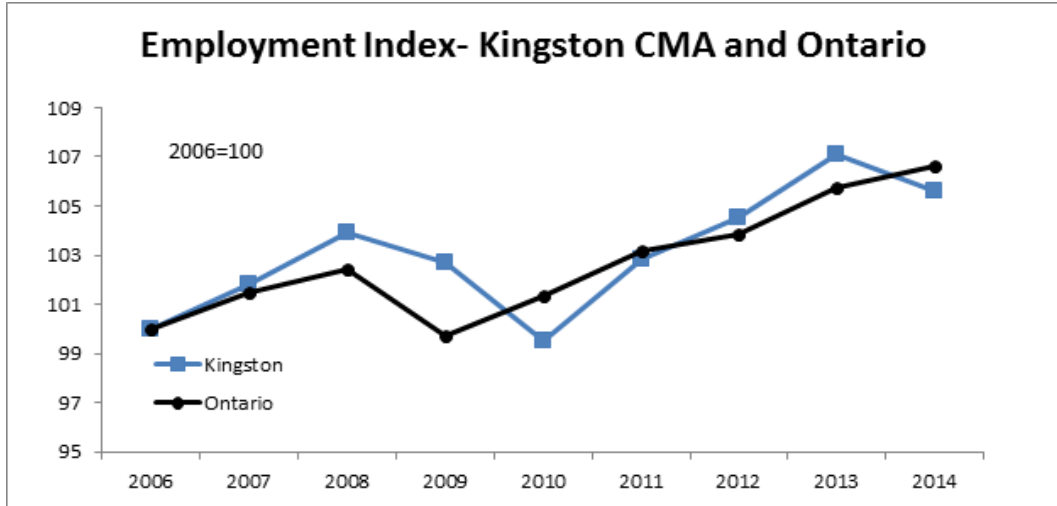


The graph above compares the community's reported performance in each of the Intelligent Community Indicators with ICF's global data set. The community did not report on sustainability metrics.

Sector	Employment 2011	Employment Change 2001-2011	Average Annual Full Time Income
--------	-----------------	--------------------------------	------------------------------------

Sector	Employment 2011	Employment Change 2001-2011	Average Annual Full Time Income
Higher Education	8,165	51.5%	\$71,435

Source: Cluster Atlas of Canada (Munk School of Global Affairs) (March 2014).



Source: Labour Force Survey 2014. Statistics Canada.

