

Canada's Intelligent Communities

Hamilton



Major Public and Private Sector Employers
 Hamilton Health Sciences Corp.
 McMaster University
 ArcelorMittal
 City of Hamilton
 National Steel Car

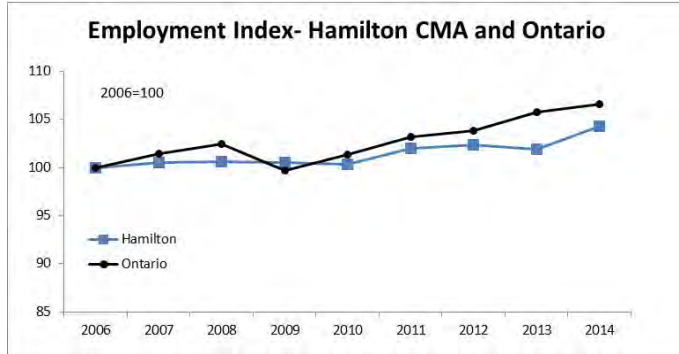
Industries by Employment Share
 Retail and Wholesale Trade 16.3%
 Health care and social assistance 12.2%
 Manufacturing 12.4%
 Educational services 7.7%
 Professional, scientific and technical services 7.6%

Source: City of Hamilton

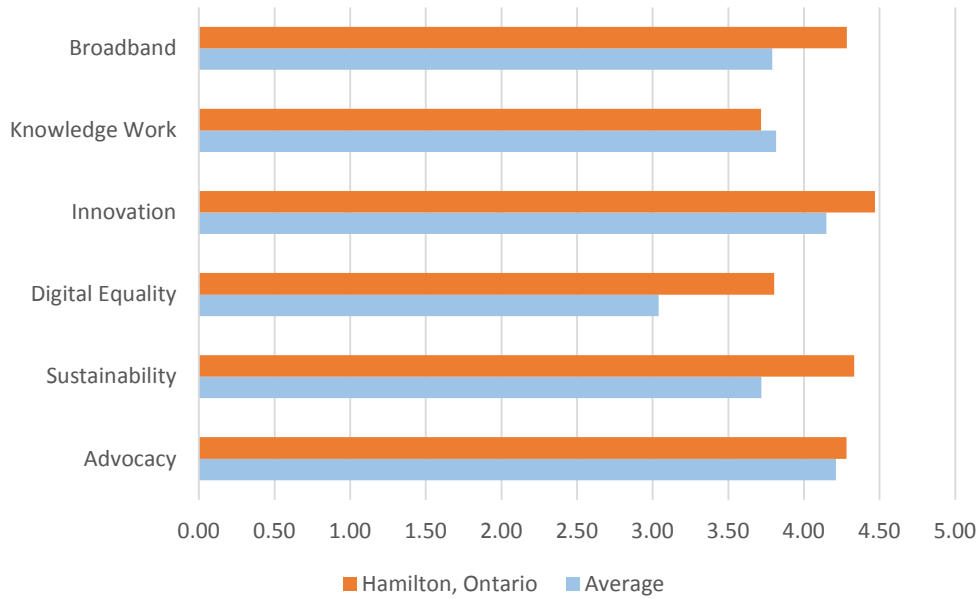
| Labor Statistics | Current Level and Change from Last Period |
|-------------------|--|
| Labour Force | 407,400, increased 1.7% from 2013 |
| Employment | 383,700, increased 2.4% from 2013 |
| Unemployment Rate | 5.8%, down 0.6 percentage points from 2013 |

Source: Labour Force Survey 2014, Statistics Canada

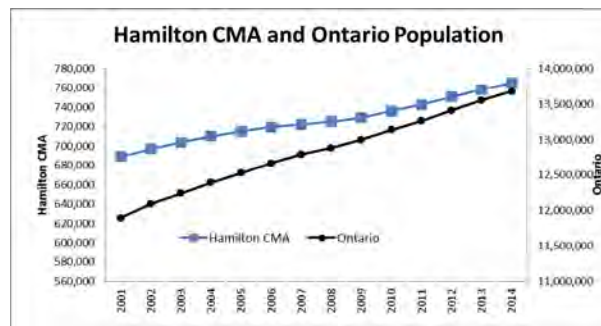
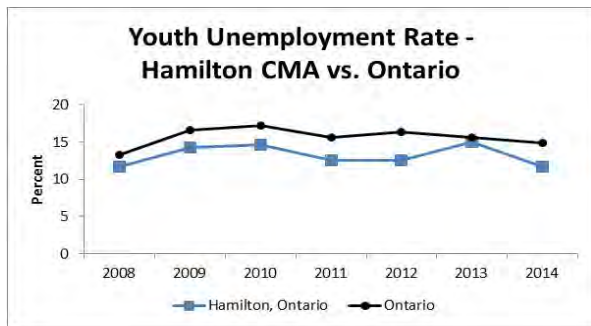
Sharpening Canada's Competitive Advantage



Intelligent Community Index
International Comparison



The graph above compares the community's reported performance in each of the Intelligent Community Indicators with ICF's global data set.



| Educational Attainment | Hamilton CMA | | Ontario | |
|----------------------------------|--------------|----------------------|--------------|------------|
| | % of age 25+ | % of 15-24 | % of age 25+ | % of 15-24 |
| Less than high school completion | 6.58% | 23.45% ⁱ⁶ | 6.73% | 23.25% |
| High school graduate | 21.35% | 31.21% | 19.72% | 29.75% |
| Some Post-Secondary | 4.64% | 12.93% | 4.71% | 19.83% |
| Postsecondary certificate | 39.47% | 20.17% | 35.39% | 16.23% |
| University Degree | 27.96% | 11.72% | 33.45% | 10.93% |
| Bachelor's Degree | 16.49% | 9.83% | 21.50% | 9.76% |
| Above Bachelor's Degree | 11.48% | -- | 11.95% | 1.17% |

Source: Labour Force Survey 2014, Statistics Canada

